



NEW S-CROSS





Cross The Line

S-Cross is ready for any challenge the road throws at you. Bold and confident SUV-styling, intelligent safety equipment and advanced technology features come as standard. Plus, the spacious interior offers enough room for the whole family. And with ALLGRIP Select 4-wheel drive technology*, you can take control of the road, wherever it takes you next.

*Available on Ultra models only.

Bold SUV Styling

S-Cross makes a strong and lasting impression, with powerful SUV styling that's muscular and rugged, you'll command attention on every drive.



Vehicle on the left features optional accessories.



Front and Rear LED Lamps

The sharp and sleek headlamps and rear combination lights each feature three LED position beams which give a dynamic impression.



Roof Rails

The silver anodised aluminium roof rails and integrated rear spoiler provide a sharp aesthetic and aerodynamic smoothness.



Stylised Front Grille

The impressive Piano Black raised front grille adds instant presence as soon as you see S-Cross coming. This bold yet refined grille suggests a high centre of gravity to boost the muscular SUV design.



Rugged and Bold

The large, angular front and rear wheel arches add character to the exterior styling and contrast the smooth flowing body lines. Front face and rear bumper trims add further to the confident SUV appearance.



Room To Play

When you step inside S-Cross, the first thing you'll notice is the space. There's plenty of it. It's spacious, comfortable and versatile, to suit everyone's needs.



Spacious Cabin

Ample room in both the front and rear seating areas make for a relaxing and enjoyable driving experience.



Flexible Luggage Space

The 60:40-split rear seatback and multi-position luggage area board adds maximum versatility so you can pack anything and everything for your next journey.



Panoramic Sunroof*

Bring more of the outside in with a panoramic sunroof* that boasts an extra-large opening, with double sliding panels.



Adjustable Rear Seatback

A fully adjustable rear seatback lets rear passengers adjust their seating angle to their preference. Or, can be folded down entirely to increase cargo space.

*Available on Ultra models only.

Own Every Road


S-Cross is an all-around SUV, putting you in control in any driving situation thanks to ALLGRIP Select; Suzuki's 4WD technology. Select from Auto, Sport, Snow and Lock and drive with peace of mind as you take on any road.



ALLGRIP SELECT

Control The Conditions

ALLGRIP Select uses 2WD in normal conditions to maximise efficiency, only switching to 4WD when it's needed for traction. For more challenging drives, four easily selectable modes let you choose the 4WD setting that best match the driving conditions. Make your selection and drive away with confidence and control.



Auto

Prioritises fuel economy by only switching to 4WD when wheel slippage is detected.



Sport

Improves cornering performance by distributing optimised torque to the rear wheels based on throttle position and engine response.



Snow

Provides excellent stability and enhanced traction, especially during acceleration, on snow, unpaved or other slippery surfaces.



Lock

Delivers maximum torque to the rear wheels when needed to help keep you moving in the toughest terrain.



Comfortable Convenience

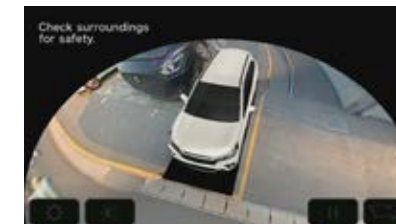
We want you to enjoy every drive. Which is why S-Cross features the latest technology to keep you comfortable and in control, whatever the journey.



360 View Camera*

The 360-degree view provides added safety and convenience. It uses four cameras which are linked to the central display to provide a clear all round view to the driver. Functions include a 3D opening view which enables the driver to check surroundings before moving off and a birds-eye view which supports safe and easy parking.

*Available on Ultra models only. The 360-view camera is not a replacement for safe driving. Please do not rely on this system alone. Always drive safely.



3D view



Top view

Front and Rear Parking Sensors

For safer parking, ultrasonic sensors in the front and rear bumpers detect obstacles and warn the driver with sounds and graphics on the multi-information display.



Dual-zone Automatic Air Conditioner

Thanks to dual-zone AC, you can keep everyone happy, by personalising temperature control to match the individual preferences of driver and front passenger.



Heated Seats

Heated front seats come as standard, with individual settings for passenger and driver, so everyone can ride comfortably.



A Second Pair of Eyes

You're safer when you know what's going on around you, and S-Cross comes with a range of cameras and sensors, acting as an extra set of eyes on the road. These intelligent safety systems anticipate and react to potentially dangerous situations, so you can always feel protected when behind the wheel.



Dual Sensor Brake Support (DSBS)
When in forward motion, the monocular camera and the laser sensor determine if there is a risk of collision with a vehicle or pedestrian. Upon detecting a potential collision, DSBS delivers a warning or implements automatic braking, depending on the situation.



Lane Departure Warning & Prevention
When driving at speeds of approximately 37mph or faster and the vehicle departs the lane without the driver using a turn signal, the system vibrates the steering wheel and lights a warning indicator in the instrument cluster. As an additional feature, the driver will also notice an automatic input from the steering wheel at this time to ensure the car remains in its correct direction of travel.



Weaving Alert
At speeds of approximately 37mph or faster, the weaving alert function calculates the driving pattern and issues audio and visual warnings if the vehicle is straying due to driver drowsiness, or other reasons.



Traffic Sign Recognition
This system utilises the monocular camera to detect traffic signs, such as speed limits, and displays the sign on the multi-information display to remind the driver. Up to three traffic signs can be displayed at once.



Adaptive Cruise Control
When there is a vehicle in front, the adaptive cruise control system uses millimetre-wave radar to gauge the distance to it and automatically maintains vehicle-to-vehicle distance in line with the setting selected out of three possible options. When there is no vehicle in front, the system maintains the speed from 25mph to 100mph (where permitted) as input by the driver.



Blind Spot Monitor
At speeds above 10mph, when the indicator is turned on and there is a vehicle detected in a blind spot, the indicator will flash rapidly along with a warning sound to make lane changing safer. Blind Spot Monitor detects vehicles in or approaching the rear blind spots on either side of the vehicle.



Hill Hold Control
The hill-hold control function makes hill-starts easy by preventing the vehicle from rolling backward when the driver moves his or her foot from the brake pedal to the accelerator pedal.



Rear Cross Traffic Alert
At speeds of up to 5mph whilst in reverse, this function helps you avoid collisions – when backing out of a parking space, for example. Two rear mounted radar sensors alert the driver of approaching vehicles on either side, and if a vehicle is detected a warning sound, a flashing side-mirror indicator and a notification in the multi-information display alerts the driver to the situation.

Always drive safely and do not rely on this system alone.
Vehicle-to-vehicle distance varies depending on vehicle speed.

Hybrid Drive

A powerful 1.4-litre Boosterjet turbocharged engine, paired with mild hybrid technology, creates a dynamic and responsive driving experience. And it's this innovative combination of power, control and efficiency that ensures every trip in S-Cross is one to remember.



48V Mild Hybrid System

The S-Cross features a 48V mild hybrid system – it's compact, lightweight and self-charging so there's no change to driving style or performance. It uses regenerated energy from deceleration to minimise fuel consumption and enhance driving performance. In normal driving conditions, the system lowers fuel consumption by reducing engine torque and compensating with the electric motor. When you're in need of quick acceleration, torque-fill control and torque boost increase throttle response, smoothness and acceleration. The electric motor idles the engine during deceleration to further enhance fuel efficiency.



Connected Journeys

You spend a lot of time in your car. So we've got the features to make every journey enjoyable. The S-Cross in-car technology keeps you connected to what matters on every journey.



Display audio
 S-Cross display audio features the latest in digital convenience, including voice recognition, hands-free Bluetooth® calling and smartphone connectivity via Apple CarPlay® & Android Auto™ as standard, with a wireless connection for Ultra models. It also displays fuel economy, driving range, hybrid energy flow, warnings, and views from the 360 degree* and rear-view camera.** Additionally, a 9-inch HD infotainment display* and on-board navigation system* that supports voice recognition keeps you connected at all times.

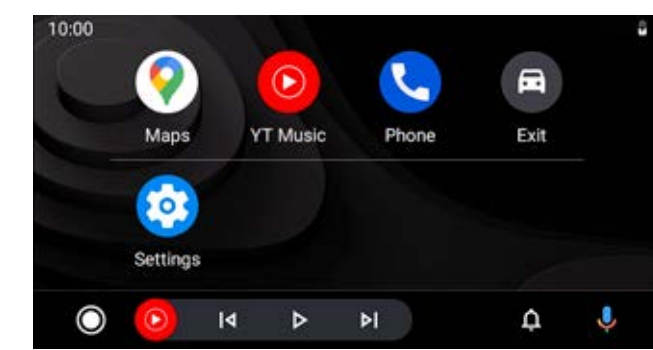
*Available on Ultra models only.
 **Available on Motion models only.



9-inch display audio on Ultra models



7-inch display audio as standard



Apple, Apple CarPlay and iPhone are trademarks of Apple Inc., registered in the U.S. and other countries. Wireless connection is available for the 9-inch display audio only. Wired connection for the 7-inch display audio. Android and Android Auto are trademarks of Google LLC

Find your S-Cross



MOTION

With rugged looks and high quality styling, the confident Motion comes equipped and ready for true SUV driving. Key features include:

- 17-inch alloy wheels (painted finish)
- Front & rear under body trims
- Aluminium roof rails
- LED headlights (low and high beam)
- LED daytime running lights
- Auto headlights & wipers
- Dual Sensor Brake Support
- Blind Spot Monitor
- Rear Cross Traffic Alert
- Lane Departure Warning
- Lane Departure Prevention
- Weaving Alert
- Traffic Sign Recognition
- eCall
- Keyless entry and start
- Front & rear parking sensors
- Rear parking camera*
- 7-inch infotainment display
- Smartphone link with Android Auto™ and Apple CarPlay®
- Dual-zone automatic air conditioning
- Heated driver's and front passenger's seats
- Electrically folding door mirrors
- Door mirror with indicator
- 2-position reclining rear seat

*Motion models only

ULTRA

With enhanced features across the board, the Ultra also offers the following for the ultimate SUV experience:

- 17-inch alloy wheels (polished finish)
- 360 view camera
- Leather seat upholstery
- Double sliding panoramic sunroof
- Wireless smartphone link with Android Auto™ and Apple CarPlay®
- 9-inch infotainment display
- Navigation system
- Front centre speaker

ROI grades vary, please contact your local dealer for information

Attention-grabbing Shades

You've picked the model. Now pick your shade.



White



Energetic Red Pearl Metallic



Sphere Blue Pearl Metallic



Silky Silver Metallic



Titan Dark Grey Pearl Metallic



Cosmic Black Pearl Metallic

EQUIPMENT

CATEGORY	DESCRIPTION	MOTION	ULTRA
Safety	ALLGRIP Select 4-mode 4-wheel Drive system		•
	ABS with EBD and Brake Assist function	•	•
	ESP® (Electronic Stability Program)*	•	•
	Hill hold control	•	•
	Driver & front passenger airbags	•	•
	Front passenger airbag deactivation system	•	•
	Side airbags (incorporated into front seats)	•	•
	Curtain airbags	•	•
	Driver knee airbag	•	•
	Front 3-point ELR seatbelts with pretensioner, force limiter	•	•
	3 x Rear 3-point ELR seatbelts	•	•
	2 x ISOFIX child seat anchorages	•	•
	3 x Child seat tether anchorages	•	•
	Childproof rear door locks	•	•
	Side impact protection beams	•	•
	Tyre pressure monitoring system	•	•
	Dual Sensor Brake Support	•	•
	Blind Spot Monitor	•	•
	Rear Cross Traffic Alert	•	•

CATEGORY	DESCRIPTION	MOTION	ULTRA
Safety	Lane Departure Warning	•	•
	Lane Departure Prevention	•	•
	Weaving Alert	•	•
	Traffic Sign Recognition	•	•
	eCall	•	•
	Emergency stop signal	•	•
	Emergency flat tyre repair kit	•	•
Security	Immobiliser	•	•
	Security alarm	•	•
	Remote central door locking	•	•
	Deadlocks	•	•
	Freewheeling key cylinders	•	•
	Locking wheel nuts	•	•
	Visible VIN	•	•

*ESP® is a registered trademark of Daimler AG.

EQUIPMENT

CATEGORY	DESCRIPTION	MOTION	ULTRA
Comfort & Convenience	Engine auto stop start system	•	•
	Keyless entry and start	•	•
	Front & rear parking sensors	•	•
	Rear parking camera	•	
	360 view camera		•
	Adaptive Cruise Control with speed limiter	•	•
	3-spoke leather covered steering wheel	•	•
	Telescopic adjustable steering wheel	•	•
	Tilt-adjustable steering wheel	•	•
	Gear shift paddles	Automatic models only	Automatic models only
	Tachometer	•	•
	4.2 inch colour LCD information display	•	•
	Lights-on and key-in reminder	•	•
	Front & rear seatbelt reminder	•	•
	Electric front windows	•	•
	Electric rear windows	•	•
	Front map light	•	•
	Centre cabin light	•	•
	Glovebox light	•	•

CATEGORY	DESCRIPTION	MOTION	ULTRA
Comfort & Convenience	Centre lower console box light	•	•
	Front footwell lights	•	•
	Luggage area lamp	•	•
	Front sun visors with vanity mirrors & ticket holders	•	•
	Front vanity mirrors illumination	•	•
	Passenger's side assist grips	•	•
	2 x Rear assist grips	•	•
	Foot rest (driver's side)	•	•
	12V accessory socket (centre lower box)	•	•
	12V accessory socket (luggage area)	•	•
	Front centre armrest	•	•
	Rear centre armrest	•	•
	Driver seat height adjuster	•	•
	2-position reclining rear seat	•	•
	Fabric seat upholstery	•	
	Leather seat upholstery		•

EQUIPMENT

CATEGORY	DESCRIPTION	MOTION	ULTRA
Heating & Visibility	Double sliding panoramic sunroof		•
	Dual-zone automatic air conditioning	•	•
	Heater	•	•
	Pollen filter	•	•
	Heated driver's and front passenger's seats	•	•
	LED headlamps (low and high beam)	•	•
	Automatic headlamp levelling	•	•
	Daytime running lights - LED	•	•
	Front fog lamps	•	•
	Rear fog lamps	•	•
	LED rear combination lamps	•	•
	Manual day/night rear view mirror	•	•
	Automatic headlamps	•	•
	Front wiper, 2 speeds (low, high) with adjustable intermittent + washer	•	•
	Rear wiper, 1 speed with intermittent + washer	•	•
	Automatic wiper	•	•
	Electrically adjustable door mirrors	•	•
	Heated door mirrors	•	•
	Electrically folding door mirrors with built-in turn signal lamp	•	•

CATEGORY	DESCRIPTION	MOTION	ULTRA
Styling	17" alloy wheels (painted finish)	•	
	17" alloy wheels (polished finish)		•
	Rear privacy glass	•	•
	Wheel arch extensions	•	•
	Front and rear under body trim - silver	•	•
	Roof rails - aluminium	•	•
	Chrome window sills	•	•
	Body colour exterior door handles	•	•
	Body colour exterior door mirrors	•	•
	Fabric door trim insert, front	•	
	Synthetic leather door trim insert, front		•
	Shift knob piano black with chrome accent	Manual models only	Manual models only
	Shift knob piano black with silver accent	Automatic models only	Automatic models only
	Chrome interior door handles	•	•
	Silver A/C vent trims	•	•
	Piano black front grille	•	•

EQUIPMENT

CATEGORY	DESCRIPTION	MOTION	ULTRA
Storage	4 x cup holders (2 x front, 2 x rear)	•	•
	2 x front door and 2 x rear door bottle holders	•	•
	Centre console box	•	•
	Centre lower box	•	•
	Passenger side seat back pocket	•	•
	Rear seat with 60:40 split folding	•	•
	Luggage area cover	•	•
	Removable double luggage room floor	•	•
	Luggage area shopping bag hook, 2 x net hook	•	•

CATEGORY	DESCRIPTION	MOTION	ULTRA
Entertainment & Communication	7-inch infotainment display	•	
	9-inch infotainment display		•
	DAB digital radio	•	•
	Bluetooth integrated into audio unit	•	•
	USB connector	•	•
	Navigation system		•
	Smartphone link with Android Auto™ and Apple CarPlay®	•	•
	4 x speakers	•	•
	2 x tweeters	•	•
	Front centre speaker		•
	Steering wheel mounted audio controls	•	•

TECHNICAL SPECIFICATIONS

	MODEL		1.4 BOOSTERJET MILD HYBRID	1.4 BOOSTERJET MILD HYBRID AUTOMATIC	1.4 BOOSTERJET MILD HYBRID ALLGRIP	1.4 BOOSTERJET MILD HYBRID ALLGRIP AUTOMATIC
	AVAILABLE MODELS		MOTION	MOTION	ULTRA	ULTRA
Engine	Type		K14D BOOSTERJET			
	Number of cylinders		4			
	Number of valves		16			
	Piston displacement	cm³	1,373			
	Maximum output	PS (kW)/rpm	129 (95) / 5,500			
	Maximum torque	Nm (lbft)/rpm	235 (173) / 2,000-3,000			
	Fuel distribution		Direct Injection			
	EU emission standard		Euro 6d			
Electric Motor	Type		WA06B			
	System		Synchronous motor			
	Maximum output	kW	10 / 3,000			
	Maximum torque	Nm	53 / 500			
	Type		6-speed manual	6-speed auto	6-speed manual 4x4	6-speed auto 4x4
Transmission	Gear ratio	1st	3.615	4.044	3.615	4.044
		2nd	1.955	2.371	1.955	2.371
		3rd	1.207	1.556	1.207	1.556
		4th	0.886	1.159	0.886	1.159
		5th	0.738	0.852	0.738	0.852
		6th	0.644	0.672	0.644	0.672
		Reverse	3.481	3.193	3.481	3.193
	Final gear ratio		4.059	3.502	4.059	3.502

	MODEL		1.4 BOOSTERJET MILD HYBRID	1.4 BOOSTERJET MILD HYBRID AUTOMATIC	1.4 BOOSTERJET MILD HYBRID ALLGRIP	1.4 BOOSTERJET MILD HYBRID ALLGRIP AUTOMATIC
	AVAILABLE MODELS		MOTION	MOTION	ULTRA	ULTRA
Weights & Dimensions	Tyres		215/55 R17	215/55 R17	215/55 R17	215/55 R17
	Overall length	mm	4,300	4,300	4,300	4,300
	Overall width	mm	1,785	1,785	1,785	1,785
	Overall height	mm	1,585	1,585	1,585	1,585
	Wheelbase	mm	2,600	2,600	2,600	2,600
	Minimum turning circle	m	10.8	10.8	10.8	10.8
	Ground clearance	mm	175	175	175	175
	Seating capacity	Persons	5	5	5	5
	Luggage capacity (seatback folded, VDA litres)		665	665	665	665
	Luggage capacity (seatback raised, VDA litres)		430	430	430	430
	Kerb weight inc full options	kg	1,235	1,265	1,305	1,330
	Gross vehicle weight	kg	1,685	1,710	1,755	1,780
	Max towing weight (braked)	kg	1,500	1,500	1,500	1,500
	Max towing weight (un-braked)	kg	600	600	600	600
Performance & Economy	Maximum speed	mph / km/h	121 / 195	121 / 195	121 / 195	121 / 195
	0-62 mph / 0-100 km/h	seconds	9.5	9.5	10.2	10.2
	Fuel tank capacity		litres	47	47	47
	CO2 emissions	(WLTP) g/km	120	129	133	139
	Fuel consumption (WLTP)	Low	mpg (l/100km)	47.3 (6.0)	40.3 (7.0)	42.1 (6.7)
		Medium	mpg (l/100km)	60.1 (4.7)	52.3 (5.4)	52.3 (5.4)
		High	mpg (l/100km)	60.7 (4.7)	57.6 (4.9)	54.3 (5.2)
		Extra High	mpg (l/100km)	47.3 (6.0)	45.5 (6.2)	43.4 (6.5)
		Combined	mpg (l/100km)	53.2 (5.3)	49.5 (5.7)	47.8 (5.9)



For more information
or to book a test drive, visit:
cars.suzuki.ie/request-a-test-drive

Fuel economy and CO₂ results for the Suzuki S-Cross range. Mpg (l/100km) (combined): 46.3 (6.1) to 53.2 (5.3). CO₂ emissions: 139 to 120 g/km. Figures shown are for comparability purposes; only compare fuel consumption and CO₂ figures with other cars tested to the same technical procedures. These figures may not reflect real life driving results, which will depend upon a number of factors including the accessories fitted (post-registration), variations in weather, driving styles and vehicle load. Specifications and equipment vary depending on engine, transmission and model grade. Model availability varies by dealer. Please contact your local Suzuki Dealer for full details. All details correct at time of broadcast – November 2021. Vehicles shown throughout this brochure are for illustration only and may feature non-UK/ROI equipment. Suzuki GB PLC, Steinbeck Crescent, Snelshall West, Milton Keynes, Bucks MK4 4AE. Suzuki Customer Services 08085 011959 (UK) or 01 619 3671 (ROI). Calls may be recorded or monitored.