

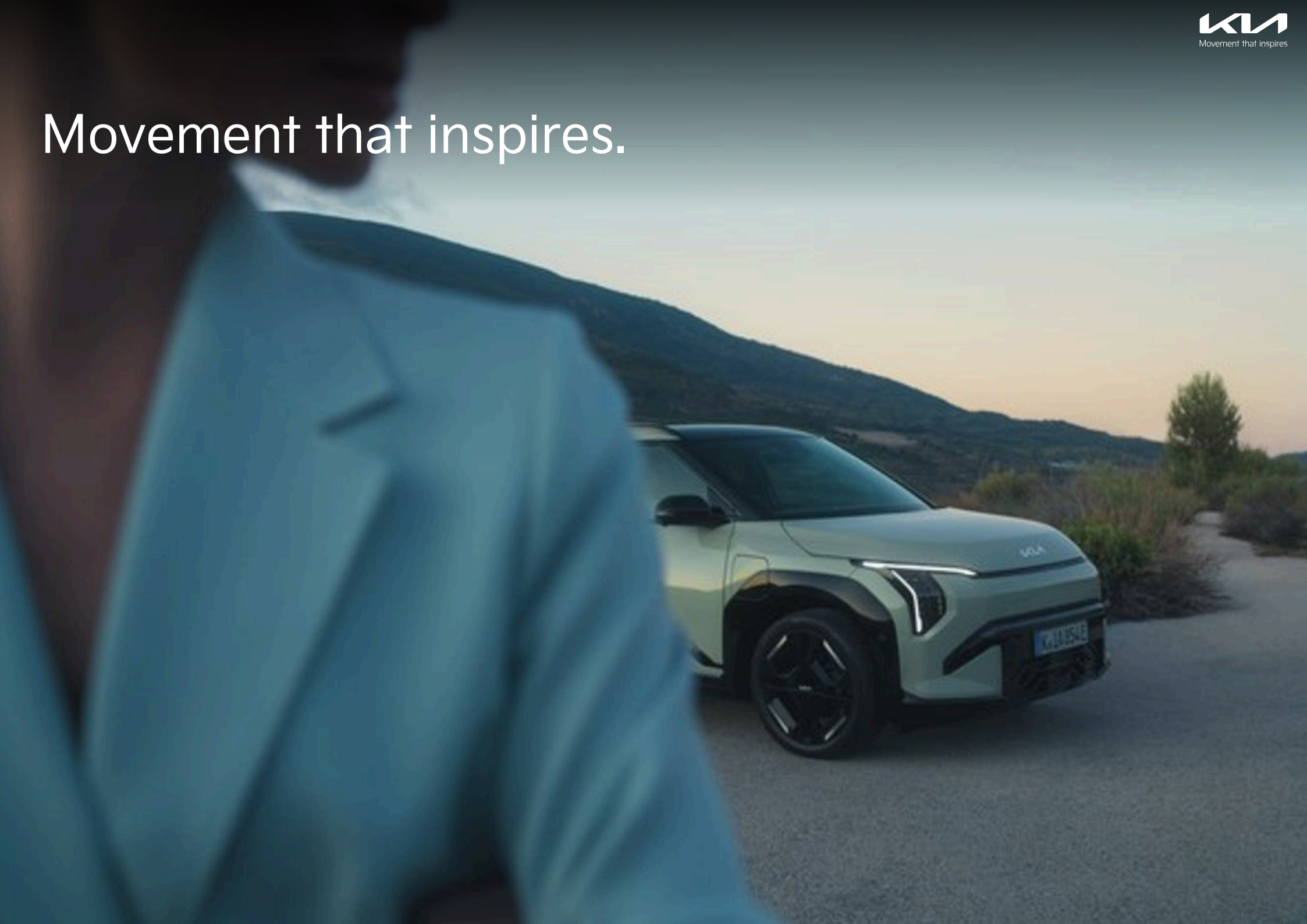
The Kia EV3

Everything but ordinary.



Movement that inspires

Movement that inspires.



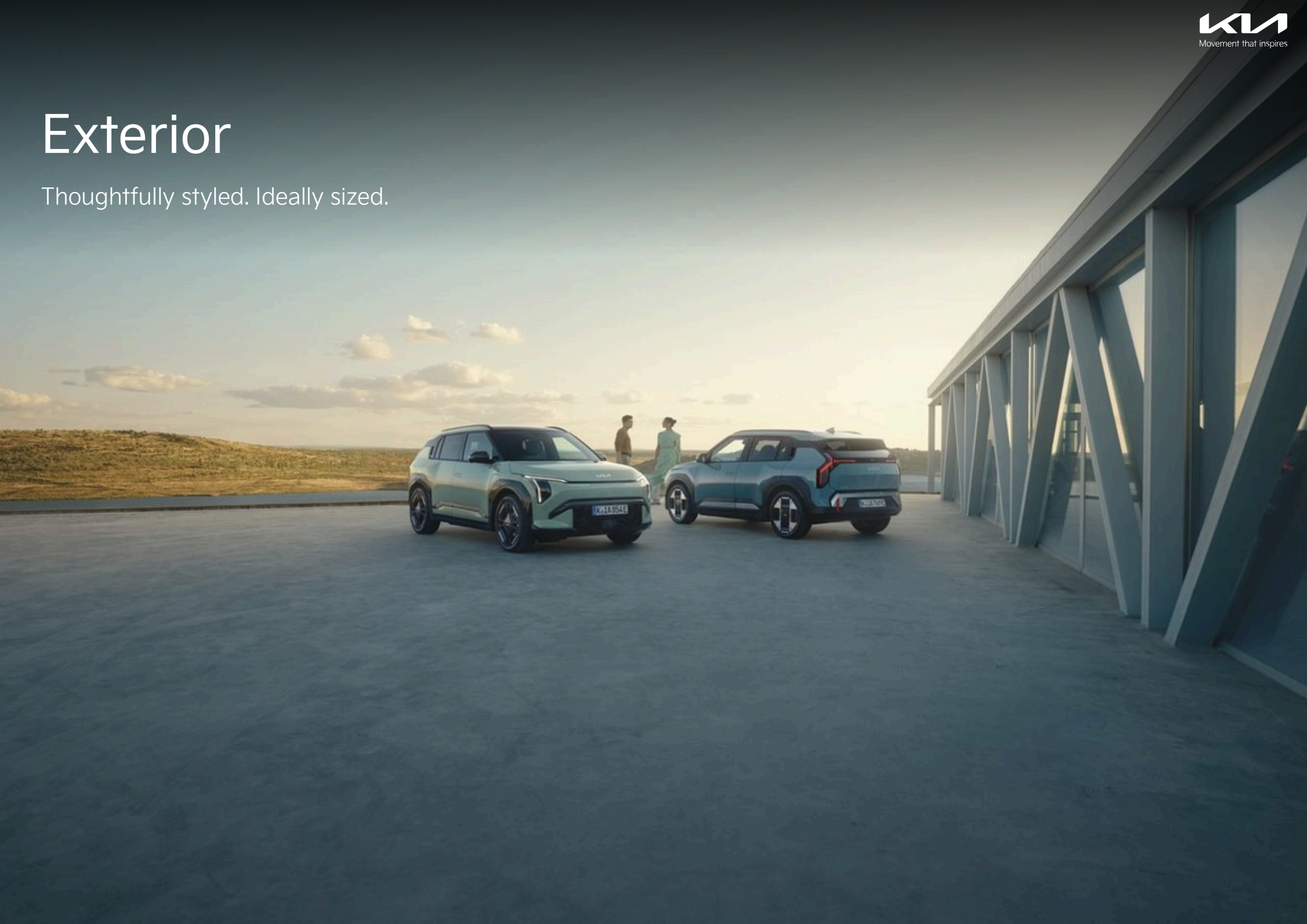


We believe in movement that inspires.

Design that makes a statement. Technology that changes the game. The pioneering EV3 is charged to bring all this to the compact EV SUV segment. Impactful flagship styling in an ideally sized package. Best-in-class all-electric range. Kia's most sustainable cabin yet. And a host of advanced tech to elevate every aspect of your drive.

Exterior

Thoughtfully styled. Ideally sized.



Robust & purposeful.

Muscular sophistication with a self-assured stance. Emphasised upfront by the wide presence of the clean-surface bonnet.



Signature lighting.

The confident LED Star Map light signature features the latest ultra-slim Daytime Running Lights (DRLs).

[View Offers](#)

Exterior Design & Features	Earth 2	Earth 3	GT-Line
17" Alloys	√	-	-
19" Alloys	-	√	-
19" GT-Line Alloys	-	-	√
Black Painted Radiator Grille	√	√	-
Body Coloured Door Handles & Mirrors	√	√	√
Body Coloured Door Mirrors	√	√	-
High Gloss Black Door Mirrors	-	-	√
Black Painted Front Bumper, Beltline & Door Garnish	√	√	-
Black Painted Front & Rear Skid Plate	√	√	-
Body Colour Front Bumper & Door Garnish	-	-	√
Electrically Folding, Adjustable & Heated Door Mirrors with Indicators Lights	√	√	√

Exterior Design & Features	Earth 2	Earth 3	GT-Line
High Gloss Black Radiator Grille	-	-	√
High Gloss Black Front & Rear Skid Plate	-	-	√
High Gloss Black Beltline & Wheel Arches	-	-	√
Tinted Solar Glass (Front Windows & Windshield)	√	√	√
Privacy Solar Glass (Rear Side Windows & Tailgate)	√	√	√
Tyre Mobility Kit	√	√	√
Glass Sunroof (Electric One-Touch with Safety Function)	-	-	√

Dynamic silhouette.

The long, sloping roofline flows seamlessly into a hatchback-style tailgate. With strong muscular lines and bold wheel-arches.



Wide, futuristic tailgate.

Simplified, geometric rear lamps with Kia's latest Star Map design echo the overall high-tech, assertive look from behind.

[Test Drive EV3](#)

Lighting	Earth 2	Earth 3	GT-Line
Cube LED Headlights with Intelligent Front Lighting	-	√	√
Dynamic Welcome Lights - Front & Rear	-	√	√
LED Slim Cell MFR Cell Headlights	√	-	-
LED Daytime Running Lights	√	√	√
Rear Combination Lights (LED & Bulb)	√	-	-
LED Rear Combination Lights	-	√	√
LED Position Lights	√	√	√
LED Rear Fog Lights	√	√	√
LED High Mounted Brake Light	√	√	√
LED Cargo Light	√	√	√
Rear Cabin LED Lights	√	√	√

Interior

An immersive journey for everyone.



“Living Space” cabin appeal.

Spacious, minimalist and nature inspired, the interior is filled with thoughtful design details to maximise your comfort.



Large interior displays.

In keeping with the serene ambiance, the triple panoramic display provides an intuitive, immersive experience.

[View Offers](#)

Interior, Seating & Steering	Earth 2	Earth 3	GT-Line
Cloth Seats	√	-	-
Artificial Leather	-	√	-
Artificial Leather Seats - Two-tone	-	-	√
Cabin Ambient Mood Lighting	-	√	√
Centre Armrest with Storage Console	√	-	-
Centre Armrest with Sliding Table	-	√	√
Driver Power Memory Seat	-	-	√
Driver Power Adjusted Seat with Lumbar Support	-	√	√
Front Passenger Power Adjusted Seat	-	-	√
Heated Front Seats	√	√	√
Heated Rear Seats	-	-	√
Ventilated Front Seats	-	-	√

Class-leading trunk space.

Enjoy generous cabin dimensions, 460 litres of luggage space and 25 litres of convenient frunk storage.



Nature-inspired “Living Space” appeal

The EV3's spacious, minimalist cabin is filled with thoughtful design details to maximise your comfort. Like the sliding table console, comfortable and ergonomic seating, and clever storage solutions. Along with customisable ambient lighting that imbues a sense of calm.

Interior, Seating & Steering	Earth 2	Earth 3	GT-Line
2-Spoke Steering Wheel	√	√	-
3-Spoke GT-line Steering Wheel - Two Tone	-	-	√
Heated Steering Wheel	√	√	√
Metallic Finish Interior Door Handles	√	√	√
Grey Fabric Headlining	√	√	-
Black Cloth Headlining	-	-	√
Mesh Headrests	√	√	√
Metal Floor Pedals	-	-	√
Rubber Floor Pedals	√	√	-

Interior, Seating & Steering	Earth 2	Earth 3	GT-Line
60:40 Split Rear Folding Seats	√	√	√
Luggage Cover	√	√	√
Net Hooks	√	√	√
Deluxe Door Scuff	-	-	√

Ventilation	Earth 2	Earth 3	GT-Line
Automatic Window Defog System	√	√	√
Dual-zone Automatic Air Conditioning	√	√	√
Rear Heating & Ventilation	√	√	√
Heat pump	-	√	√

Connectivity & Multimedia



Panoramic triple display.

Settle into the driver's seat and take control with a 12.3" driver cluster, a 5.3" climate touchscreen and a 12.3" navigation system (ccNC).



The Kia AI Assistant.

Just say "Hey Kia" and benefit from tips, directions and driving assistance from this smart in-car co-pilot

[Test drive EV3](#)

Multimedia & Information	Earth 2	Earth 3	GT-Line
12.3" Touchscreen Infotainment with Kia Connect	√	√	√
12.3" Drivers Digital Cluster	√	√	√
5.3" Climate Control Screen	√	√	√
Driver Head-up Display	-	-	√
Multi-device Bluetooth® Connection with Voice Recognition & Music Streaming	√	√	√
Wireless Apple CarPlay and Android Auto with Voice Control	√	√	√
Wireless Phone Charging Pad	√	√	√
6 Speaker Audio System	√	√	√
Trip Computer - Distance, Energy Consumption, Average Speed	√	√	√
Front USB Charge Port & 12V Socket in Centre Console	√	√	√
USB-C Port Integrated into Front Seats	√	√	√
Over-the-Air (OTA) Updates	√	√	√



Wireless smart phone charger. The EV3 makes sure everyone on board enjoys all-round convenience at all times. The wireless charger is located on the central console for front passengers.



Digital Key 2.0. Add even more convenience to your journeys with the Kia Digital Key. It allows you to access and start your EV3 using your smartphone. You can store the key in your digital wallet and share it with multiple drivers for easy access to the car - without having to reach into your pocket for your phone.



USB-C fast charging ports. Convenience is important for everyone on board. You will find handy, fast-charging USB-C ports conveniently located for both front and back passengers.



Entertainment packages. Transform your infotainment with Netflix, YouTube, and more.


Driver Assistance & Safety

Less time for worry, more time
for inspiration.



Intuitive safety features.

Innovated for a new standard of protection and assistance: Advanced safety technologies include anti-collision assistants that detect collision risks before they occur. Highway assistants to keep you safe at higher speeds. And parking assistants to make light work of parking. Learn more about all safety features.





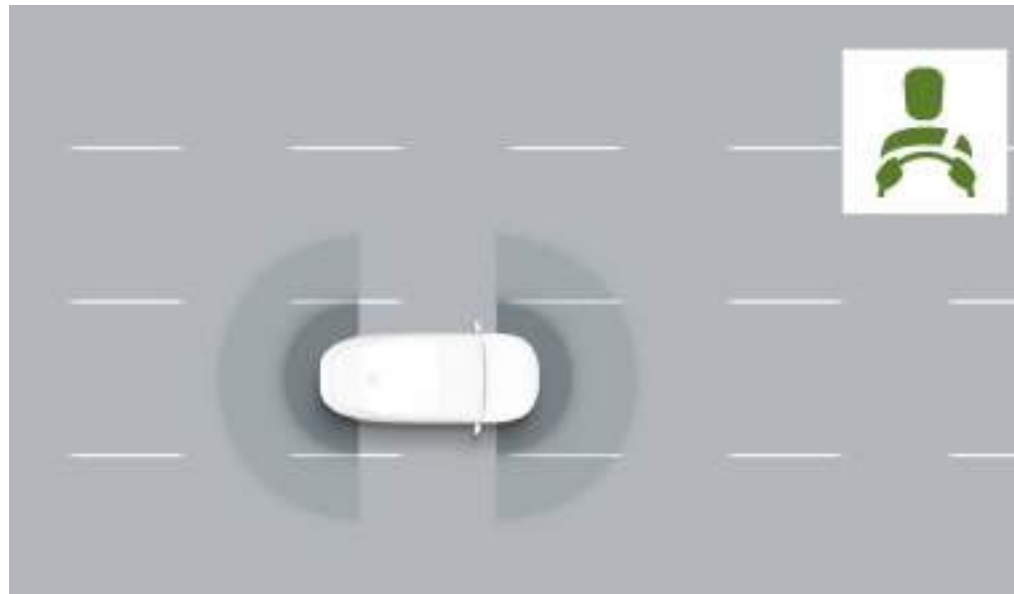
Blind-Spot Collision-Avoidance Assist.

When you signal a lane change, you are warned if a risk of collision is detected with a vehicle beside you or approaching from the rear. The system even interacts with your steering if the risk increases. Blind-Spot Collision-Avoidance Assist also watches out for you when pulling out of parallel parking spaces, warning you about oncoming traffic behind you.



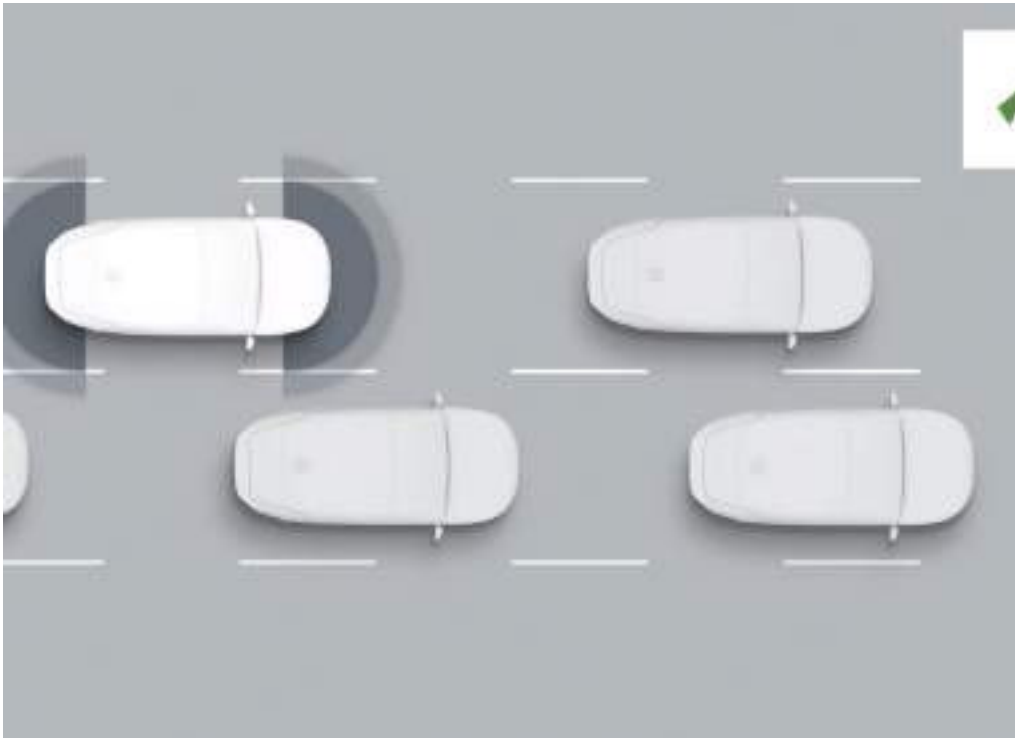
Forward Collision-Avoidance Assist 2.0.

FCA 2.0 gives you added peace of mind and helps you to avoid any potential collisions with pedestrians, cyclists and other cars on the road. If you are not applying the brakes hard enough to avoid collision, your EV3 will do it automatically. This technology also helps you avoid collisions with an oncoming vehicle while turning at an intersection or crossing it, as well as in other driving scenarios.



Smart Cruise Control 2.

This technology helps to maintain a safe speed according to road conditions while driving on a motorway. It automatically reduces the speed in sections of motorways with tight curves, in order to keep the driver and passengers safe. And it resumes acceleration to pre-set levels thereafter.



Highway Driving Assist 2 with Hands-On Detection. HDA 2 with HoD automatically adapts your target speed to meet the limit, while keeping you at a safe distance from the vehicle ahead. The upgraded hands-on detection sensors on the steering wheel detect whether you are touching it, even without movement. HDA 2 is even capable of changing lane automatically when you use the side indicator.



Lane Following Assist monitors the lane markings and/or vehicles in front on the road, and assists your steering if necessary to help your EV3 centered in its lane. This also features Hands-On Detection (HoD) sensor, which detects if you let go of the steering wheel for several seconds and activates a warning signal to remind you to place your hands back on.

Driver Assistance Features	Earth 2	Earth 3	GT-Line
Auto-dimming Rear-view Mirror	√	√	√
Blind-spot Collision Avoidance Assist - Rear (BCA)	-	√	√
Forward Collision Avoidance Assist 1.5 (FCA)	√	√	-
Forward Collision Avoidance Assist 2 (FCA) - City/Pedestrian/ Cyclist/Turning	-	-	√
Driver Attention Warning (DAW)	√	√	√
Electronic Parking Brake (EPB) With Auto Hold Function	√	√	√
High Beam Assist (HBA)	√	√	√
Highway Driving Assist (HDA)	√	√	-
Highway Driving Assist 2 (HDA2)	-	-	√
In-Cabin Driver Monitoring System	√	√	√
Intelligent Speed Limit Assist (ISLA)	√	√	√
Lane Follow Assist 2 (LFA2)	√	√	√

Driver Assistance Features	Earth 2	Earth 3	GT-Line
Lane Keep Assist System (LKAS)	√	√	√
Manual Speed Limit Assist (MSLA)	√	√	√
Parking Distance Warning Sensors (Reverse and Forward)	√	√	√
Rear Occupant Seat Alert	√	√	√
Reversing Camera System with Dynamic Guidelines	√	√	√
Smart Cruise Control 2 with Stop & Go Functionality	√	√	√
Tyre Pressure Monitoring System (TPMS)	√	√	√
Smart Power Tailgate with Adjustable Height	-	-	√
Vehicle-to-Everything (Load, Home, Grid)	-	-	√
Vehicle-to-Load Adapter	-	-	√
In-Cabin V2L Plug Socket	-	-	√

Active Safety Features	Earth 2	Earth 3	GT-Line
Anti-Lock Braking System (ABS) with Electronic Brakeforce Distribution (EBS)	√	√	√
Electronic Stability Control (ESC) with Downhill Brake Control (DBC)	√	√	√
Emergency Stop Signalling (ESS)	√	√	√
Hill-Start Assist Control (HAC)	√	√	√
Multi-Collision Brake (MCB)	√	√	√

Passive Safety Features	Earth 2	Earth 3	GT-Line
All-round 3-point Seatbelts	√	√	√
Height Adjustable Front Seatbelts	√	√	√
ISOFIX Child Seat Top Tethers & Anchor Fixings Outer Rear Seats	√	√	√
Read Door Child Locks	√	√	√
Twin Curtain Airbags with Roll-over Sensor	√	√	√
Twin Front Airbags	√	√	√
Twin Front Side Airbags	√	√	√

Security Features	Earth 2	Earth 3	GT-Line
Driver Controlled Central Door Locking	√	√	√
Digital Key 2.0	-	-	√
Engine Start/Stop Button with Smart Entry System	√	√	√
Interior Door Lock/Unlock Function	√	√	√
Child Safety Rear Door Locks	√	√	√
Speed Sensing Auto Door Locking	√	√	√
All-round Electric Windows with Front Auto Up/Down & Safety	√	√	√
Twin Front Side Airbags	√	√	√
Visible Vehicle Identification Number (VIN)	√	√	√

Trim Comparison

Compare trims



Make it yours.

EV3 Colour line-up



Black Pearl*



Aventurine Green*



Deluxe White*



Shale Grey*



Frost Blue*



Ivory Silver*



Clear White

Configure your EV3

*Premium paint

EV3 Colours	Earth 2	Earth 3	GT-Line
Clear White (non-metallic)	√	-	-
Deluxe White	-	√	√
Ivory Silver	√	√	√
Shale Grey	√	√	√
Black Pearl	√	√	√
Frost Blue	√	√	√
Aventurine Green	-	√	√



Interior & Alloys - Earth 2

Interior



Grey Fabric Seats

Alloys



17" Alloy

Interior & Alloys - Earth 3

Interior



Vegan Leather Seats

Alloys



19" Alloy

Interior & Alloys - GT-line

Interior



Vegan Leather Seats

Alloys



19" Alloy

Interior	Earth 2	Earth 3	GT-Line
Fabric Seats	√	-	-
Artificial Leather	Open full table in browser: https://kiaireland.turtl.co/story/ev3/page/7/6		-
Artificial Leather Seats - Two-tone	-	-	√
Alloys	Earth 2	Earth 3	GT-Line
17" Alloy Wheels	√	-	-
19" Alloy Wheels	-	√	√





Technical Specifications

Technical specification

Engine	58.3 kWh	81.4kWh
---------------	-----------------	----------------

DRIVETRAIN

Max. power, ps at rpm	204 / 5,200 ~ 9,600	204 / 5,200 ~ 9,600
Max. torque, Nm at rpm	283 / ~5,000	283 / ~5,000
1 speed automatic transmission	√	√

SUSPENSION & TYRES

Front suspension	MacPherson Strut	
Rear Suspension	Multi-Link	
17" tyres	215/60R17	215/60R17
19" tyres	-	215/50R19

Battery	58.3 kWh	81.4kWh
Battery	58.3 kWh Li-ion battery	81.4 kWh Li-ion battery
Electric Motor Type	Permanent Magnet Synchronous Motor (PMSM)	
Max Battery Power (kW)	170	170
Number of Cells	200	279
Nominal Voltage (V)	369	343
Capacity (Ah)	158.2	237.3
Battery Weight (kg)	380	475

Charging	58.3 kWh	81.4kWh
AC Charge Time 230V 12A (10-100%)	23h 10m	32h 10m
AC Charge Time 230V 16A (10-100%)	5h 20m	7h 15m
DC Charge Time (10-80%) - 50kW	55m	79m
DC Charge Time (10-80%) - 350kW	29m	31m

Energy Consumption & Range

Earth 2 WLTP Figures	Earth 2	Earth 2
	58.3 kWh	81.4 kWh
Max Speed (km/h)	170	170
Acceleration 0-100 km/h (seconds)	7.5	7.7
Range (km) - Combined	436	605
Range (km) - City	583	772
Electric Energy Consumption (Wh/km)	149	149
Electric Energy Consumption (kWh/100km)	14.9	14.9
Carbon Dioxide (CO2) Emissions (g/km)	0	0
Noise Level Moving/Stationary (dB)	67	67
Drag co-efficient (Cd)	0.263	0.263

Earth 3 WLTP Figures**Earth 3****81.4 kWh**

Max Speed (km/h)

170

Acceleration 0-100 km/h (seconds)

7.7

Range (km) - Combined

592

Range (km) - City

762

Electric Energy Consumption (Wh/km)

153

Electric Energy Consumption (kWh/100km)

15.3

Carbon Dioxide (CO₂) Emissions (g/km)

0

Noise Level Moving/Stationary (dB)

67

Drag co-efficient (Cd)

0.263

GT-line WLTP Figures**GT-line****81.4 kWh**

Max Speed (km/h)

170

Acceleration 0-100 km/h (seconds)

7.9

Range (km) - Combined

585

Range (km) - City

756

Electric Energy Consumption (Wh/km)

155

Electric Energy Consumption (kWh/100km)

15.5

Carbon Dioxide (CO₂) Emissions (g/km)

0

Noise Level Moving/Stationary (dB)

67

Drag co-efficient (Cd)

0.263

Dimensions	Earth 2	Earth 3	GT-line
Length (mm)	4,300	4,300	4,310
Width (mm)	1,850	1,850	1,850
Height (mm)	1,560	1,560	1,570
Wheelbase (mm)	2,680	2,680	2,680
Overhang front / rear (mm)	810 / 810	810 / 810	815 / 815
Head room first row / second row (mm)	1,015 / 955	1,015 / 955	978 / 815
Shoulder room first row / second row (mm)	1,443 / 1,400	1,443 / 1,400	1,443 / 1,400
Leg room first row / second row (mm)	1,060 / 950	1,060 / 950	1,060 / 950

Towing & Cargo Capacity

58.3 kWh

81.4kWh

VEHICLE WEIGHT & CAPACITY INFORMATION

Gross Vehicle Weight (kg)

2,270

2,355

Kerb Weight (kg)

1,800

1,885

Maximum Braked Trailer Weight (kg)

500

1,000

Maximum Unbraked Trailer Weight (kg)

500

750

Maximum Tow Ball Weight (kg)

100

Roof load capacity (kg)

80

Front Luggage capacity (litres)

25

Luggage capacity, rear seats upright (litres)

460

Luggage capacity, rear seats folded (litres)

1,251

Contact Details

Kia Ireland,
Unit A8, Calmount Park, Calmount Ave, Ballymount,
Dublin 12, D12 TX94
Visit www.kia.com/ie

All information and illustrations are based on data available at the time of publishing (November 2025) and are subject to change without notice.

Contact your local Kia dealer for current information and full warranty details including terms and conditions. Imagery shown throughout this brochure is for illustrative purposes only and not to Irish specification. Features shown are not necessarily standard across the EV3 range.

