

# The EV6



Movement that inspires



# Specifications

Exterior design, features & lighting	'Earth'	'GT-Line'
19" Alloys (235/55 R19)	•	-
20" Alloys (235/55 R20)	-	•
Tyre Mobility Kit	•	•
Body Coloured Flush Door Handles - Auto Release	•	•
High Gloss Black Beltline	•	•
Deluxe Door Scuff Plates	-	•
Glossy Black Painted Lower Body Cladding - Bumper, Wheel Arches & Side Sills	•	-
Body Coloured Lower Body Cladding - Bumper, Wheel Arches & Side Sills	-	•
Black High Gloss Door Mirrors	•	•
Electrically Folding, Adjustable & Heated Door Mirrors with Indicators Lights	•	•
Trailer Package	•	•
<b>Glass</b>		
Tinted Front Glass with Sunband on Windshield	•	•
Privacy Glass (Rear Windows & Tailgate)	•	•
All-round Electric Windows with Driver's Auto Up & Down Function	•	•
Panoramic Sunroof with Tilting & Sliding Function	-	•
<b>Lighting</b>		
LED Headlights with Low & High Projection	•	-
Dual Lead Headlights with Intelligent Adaptive High Beams	-	•
LED Daytime Running Lights	•	•
LED Rear Combination Lights	•	•
Automatic Headlight Control	•	•
LED Position Lights	•	•
LED Front Fog Lights	•	•
LED Rear Fog Lamps	•	•
LED High Mounted Brake Light	•	•
<b>Interior design, seating &amp; lighting</b>		
Metallic Interior Door Handles	•	•
Sunvisors with Vanity Mirror LED Illumination (Driver & Front Passenger)	•	•
Geonic Plated Centre Console with Storage Box and Cupholders	•	•
Front & Rear Door Storage	•	•
Rear Centre Armrests with Cupholder	•	•
Shift by Wire (SBW) Rotary Dial - Park, Reverse, Forward	•	•
Seatback Pocket (Driver & Front Passenger)	•	•
Ambient Mood Lighting	•	•
Front Cabin LED Light	•	•
Front Trunk LED Light	•	•
Centre Cabin LED Light x2	•	•



Movement that inspires

## The EV6

Please note that whilst every care has been taken to ensure that these specifications are current and correct, occasionally specification changes occur that may not be reflected in this document. Please check in the showroom and with your dealer that your chosen model has your required specification. Images are for illustrative purposes only and may not be to Irish specification.

(•) standard on trim (-) not available on trim (\*\*)Denotes preliminary figures pending homologation

# Specifications

Interior design, seating & lighting (Continued)	'Earth'	'GT-Line'
Luggage Area LED Light	•	•
Luggage Area Load Cover	•	•
Net Hooks	•	•
Remote Folding Rear Seats	•	•
Luggage Underfloor Storage Box	•	•
Rubber Floor Pedals	•	-
Metal Floor Pedals	-	•
<b>Seating &amp; Steering</b>		
Charcoal Grey Vegan Leather Seat Upholstery	•	-
Black Suede Seats with White Vegan Leather Bolsters	-	•
Driver & Front Passenger Premium Relaxion Seats	•	•
Driver Power Adjusted Memory Seat with 2-way Electric Lumbar	•	•
Front Passenger Power Seat with 2-way Electric Lumbar	•	•
Driver & Front Passenger Seat Height Adjustment	•	•
Heated Front Seats	•	•
Heated Rear Seats	-	•
Ventilated Front Seats	-	•
All-round Height Adjustable Head Rests	•	•
60:40 Split Rear Folding Seats	•	•
ISOFIX Child Seat Top Tethers & Anchor Fixings Outer Rear Seats	•	•
Vegan Leather Wrapped Steering Wheel	•	•
Heated Steering Wheel	•	•
Steering Wheel Mounted Controls	•	•
Paddle Shift mounted on Steering Wheel	•	•
Regenerative Braking Level Controlled by Paddle Shift Mounted on Steering Wheel	•	•
<b>Multimedia &amp; Information</b>		
12.3" Curved Touchscreen Navigation	•	•
12.3" Curved Driver Display Screen	•	•
Telematics System with UVO Connect Services	•	•
Multi-device Bluetooth® Connection with Voice Recognition & Music Streaming	•	•
Apple CarPlay™ and Android Auto™ with Voice Control	•	•
Augmented Reality Head-up Display	-	•
6 Speaker Audio System	•	•
Trip Computer - Distance, Energy Consumption, Average Speed	•	•
Digital Clock	•	•
Wireless Mobile Phone Charger	•	•
Front USB Charge Port & 12V Socket in Centre Console	•	•
Rear USB Charge Port x2	•	•
Luggage Area 12V Socket	•	•
Charging Indicator on Dashboard	•	•



Movement that inspires

## The EV6

Please note that whilst every care has been taken to ensure that these specifications are current and correct, occasionally specification changes occur that may not be reflected in this document. Please check in the showroom and with your dealer that your chosen model has your required specification. Images are for illustrative purposes only and may not be to Irish specification.

(•) standard on trim (-) not available on trim (\*\*)Denotes preliminary figures pending homologation

# Specifications

<b>UVO Connect Features</b>		
Remote Charging Control - Start, Stop, Schedule	•	•
Remote Climate Control - Start, Stop, Schedule	•	•
Vehicle Locator - Find My Car	•	•
Charging Station Locator - Distance, Plug Availability, Payment Method & Connector Types	•	•
Vehicle Status - Doors (Locked/ Unlocked), Ignition (On/Off), Battery & Charge Level	•	•
Push Notifications - Alarm Triggered, Vehicle Diagnostics	•	•
Driver Behavior Insights - Previous Journeys, Average Speed, Distance, Time in Transit	•	•
Journey Planner Syncing with Satellite Navigation	•	•
<b>Conveniences</b>	<b>'Earth'</b>	<b>'GT-Line'</b>
<b>Security</b>		
Driver Controlled Central Door Locking	•	•
Engine Start/Stop Button with Smart Entry System	•	•
Advanced Anti-Theft Alarm System	•	•
Locking Wheel Nuts	•	•
Engine Immobiliser	•	•
Visible Vehicle Identification No. (VIN)	•	•
<b>Electric &amp; Electronic</b>		
Forward Collision Avoidance Assist (FCA) - City/Pedestrian/Cyclist/Junction/Turning	•	•
Lane Keep Assist System (LKAS)	•	•
Lane Follow Assist (LFA)	•	•
Parking Distance Warning Sensors (Reverse and Forward)	•	•
Reversing Camera System with Dynamic Guidelines (Integrated into Centre Fascia Screen)	•	•
Adaptive Smart Cruise Control with Stop & Go Functionality	•	•
360° Surround View Monitor (SVM)	-	•
Blind-spot Collision Avoidance Assist (BCA)	•	•
Blind-spot View Monitors (BVM)	-	•
High Beam Assist (HBA)	•	•
Remote Smart Parking Assist (RSPA)	-	•
Auto-dimming Rear-view Mirror	•	•
Low Washer Fluid Warning	•	•
Rain Sensing Front Wipers	•	•
Tyre Pressure Monitoring System (TPMS)	•	•
Manual Speed Limit Assist (MSLA)	•	•
Intelligent Speed Limit Assist (ISLA)	•	•
Driver Attention Warning (DAW)	•	•
Drive Mode Select (Eco, Eco+, Sport)	•	•
Smart Power Tailgate with Adjustable Height	•	•
Vehicle-2-load (V2L) 3.5kW Power Outlet	•	•
<b>Ventilation</b>		
Dual Automatic Air Conditioning	•	•
Automatic Window Defog System	•	•
Rear Ventilation Duct	•	•
Air Filter	•	•
Heat Pump	•	•



## The EV6

Please note that whilst every care has been taken to ensure that these specifications are current and correct, occasionally specification changes occur that may not be reflected in this document. Please check in the showroom and with your dealer that your chosen model has your required specification. Images are for illustrative purposes only and may not be to Irish specification.

(•) standard on trim (-) not available on trim (\*\*)Denotes preliminary figures pending homologation

# Specifications

Chassis & Safety	'Earth'	'GT-Line'
<b>Brake System</b>		
Front Discs - 18"	•	•
Rear Discs - 18"	•	•
Electronic Parking Brake (EPB) With Auto Hold Function	•	•
<b>Active Safety System</b>		
Anti-Lock Braking System (ABS) with Electronic Brakeforce Distribution (EBS)	•	•
Electronic Stability Control (ESC) with Downhill Brake Control (DBC)	•	•
Hill-Start Assist Control (HAC)	•	•
Emergency Stop Signalling (ESS)	•	•
Brake Assist System (BAS)	•	•
Vehicle Stability Management (VSM)	•	•
Multi-Collision Brake (MCB)	•	•
Battery Heating System	•	•
<b>Steering System</b>		
Motor Driven Power Steering	•	•
Tilt & Telescopic Steering Wheel Adjustment	•	•
<b>Passive Safety</b>		
Twin Front Airbags	•	•
Twin Front Side Airbags	•	•
Twin Curtain Airbags with Roll-over Sensor	•	•
All-round 3-point Seatbelts	•	•
Read Door Child Locks	•	•
Height Adjustable Front Seatbelts	•	•
Impact Sensing Auto Door Unlocking	•	•



Movement that inspires

## The EV6

Please note that whilst every care has been taken to ensure that these specifications are current and correct, occasionally specification changes occur that may not be reflected in this document. Please check in the showroom and with your dealer that your chosen model has your required specification. Images are for illustrative purposes only and may not be to Irish specification.

(•) standard on trim (-) not available on trim (\*\*)Denotes preliminary figures pending homologation

# Technical Specifications

	'Earth'	'GT-Line'
<b>MOTOR</b>		
	Electric 77.4kWh lithium-ion polymer battery	
Power		229ps
Electric Range (km) - **WLTP Estimate pending homologation		510**
Maximum speed (km/h)**		188
Acceleration 0-100km/h (seconds)**		7.3
<b>SUSPENSION &amp; TYRES</b>		
Front suspension		McPherson Strut
Rear suspension		Multi-Link
19" tyres	235/55 R19	-
20" tyres	-	235/55 R20
<b>BATTERY PACK</b>		
Battery	77.4kWh Li-ion polymer battery	
Electric Engine	Permanent Magnet Synchronous Motor	
Max Power (kW)		168
Capacity (Ah)		111.2
Nominal Voltage (V)		697
Battery Weight (kg)		TBC
Number of Cells		384
Battery Position		Under floor
<b>CHARGING</b>		
AC Charging		
AC Charge Time (230V)**		TBC
AC Charge 3-Phase Time (11kW charger)**		TBC
DC Fast Charging		
DC Fast Charge Time (50kW charger)**		TBC
DC Fast Charge Time (239kW charger)**		TBC
<b>DIMENSIONS, WEIGHT &amp; CAPACITY</b>		
Height (mm)		4,680
Width (mm)		1,880
Height (mm)		1,550
Wheelbase (mm)		2,900
Front luggage compartment capacity (litres)		52
Luggage compartment capacity, rear seats upright (litres)		490
Luggage compartment capacity, rear seats folded (litres)		1,300








Movement that inspires

## The EV6

Please note that whilst every care has been taken to ensure that these specifications are current and correct, occasionally specification changes occur that may not be reflected in this document. Please check in the showroom and with your dealer that your chosen model has your required specification. Images are for illustrative purposes only and may not be to Irish specification.

(•) standard on trim (-) not available on trim (\*\*)Denotes preliminary figures pending homologation

# Technical Specifications

		'Earth'	'GT-Line'
COLOURS			
	Snow White Pearl (Premium)	•	•
	Aurora Black Pearl (Premium)	•	•
	Gravity Blue (Premium)	•	-
	Steel Grey (Premium)	•	-
	Runway Red (Premium)	•	•
	Yacht Blue (Premium)	•	•
	Moonscape (Premium)	-	•

## INTERIOR TRIM



EV6 Earth - Charcoal Grey Vegan Leather



EV6 GT-Line - Black Suede & White Vegan Leather

## WHEEL DESIGN



EV6 Earth - 19" Alloy Wheels



EV6 GT-Line - 20" Alloy Wheels

## PRICING

Trim	CO <sub>2</sub>	Motor Tax	Retail
EV6 Earth - 77.4kWh lithium-ion 229ps RWD	0	€120	€50,000
EV6 GT-Line - 77.4kWh lithium-ion 229ps RWD	0	€120	€54,345

\*Price including SEAI Grant

Paint	Cost
Premium paint	€650

\*Prices quoted exclude dealer delivery and related charges



Please note that whilst every care has been taken to ensure that these specifications are current and correct, occasionally specification changes occur that may not be reflected in this document. Please check in the showroom and with your dealer that your chosen model has your required specification. Images are for illustrative purposes only and may not be to Irish specification.

(•) standard on trim (-) not available on trim (\*\*)Denotes preliminary figures pending homologation