

NEW OPEL GRANDLAND /

Price and Specification Guide | Ireland | July 2022

[GET STARTED >](#)



O P E L

CONTENTS

Electric and then some... Introducing the new Opel Grandland SUV. With a bold and pure new design, iconic new Opel vizor front face, pure panel digital cockpit, cutting-edge technology and even more advanced features, the new Opel Grandland is available in plug-in hybrid, petrol and diesel engines. It's simply not your average SUV.

Range and prices	Exter
Comfort and convenience	Light
Interior styling and features	Trims
In-car technology and entertainment	Colou



E&OE July 2022.

The content in this specification and price guide is for information purposes only. You must consult your authorised Opel Dealer who is regularly updated only. Vehicles illustrated may not necessarily reflect the correct specification. Cc

GRANDLAND RANGE PRICES

Trim / Version	Transmission	Fuel Type	CO2 g/km (WLTP)	Tax Band	Road Tax	RRSP* from €
SC						
2 turbo 130hp Stop Start	6-speed manual	Petrol	139	B2: 131 - 140	€210	€37,395
5 turbo 130hp Stop Start	8-speed automatic	Diesel	135	B2: 131 - 140	€210	€41,695
Ri						
2 turbo 130hp Stop Start	6-speed manual	Petrol	140	B2: 131 - 140	€210	€40,195
2 turbo 130hp Stop Start	8-speed automatic	Petrol	145	C1: 141 - 150	€270	€42,695
5 turbo 130hp Stop Start	8-speed automatic	Diesel	135	B2: 131 - 140	€210	€44,495
5 FWD 225hp PHEV plug-in hybrid	8-speed automatic	Petrol Electric Hybrid	31	A1: 1 - 50	€140	€48,295
LITE						
2 turbo 130hp Stop Start	6-speed manual	Petrol	143	C1: 141 - 150	€270	€41,995
2 turbo 130hp Stop Start	8-speed automatic	Petrol	149	C1: 141 - 150	€270	€44,495
5 turbo 130hp Stop Start	8-speed automatic	Diesel	139	B2: 131 - 140	€210	€46,295
5 FWD 225hp PHEV plug-in hybrid	8-speed automatic	Petrol Electric Hybrid	31	A1: 1 - 50	€140	€50,195
5 AWD 300hp PHEV plug-in hybrid	8-speed automatic	Petrol Electric Hybrid	31	A1: 1 - 50	€140	€55,195

commended Retail Selling Price does not include Dealer delivery related charges, metallic paint or tyre recycling levy. RRSP price excludes the recommended cost of Pre-Delivery-Inspection, number plates delivery to an Opel Dealer. Prices effective July 2022. E&OE July 2022. Prices are subject to alteration or change without notice or obligation.

YOUR NEW GRANDLAND IN DETAIL: SAFETY & SECURITY

SAFETY / SECURITY FEATURES	ICE			PHEV FWD 225hp		PHEV AWD 300hp
	SC	SRI	ELITE	SRI	ELITE	ELITE
Electronic Stability Programme (ESP) / Electronic Braking Distribution (EBD)	•	•	•	•	•	•
Active emergency braking system	•	•	•			
Forward collision alert sensor indicator				•	•	•
Driver / passenger front and side airbags	•	•	•	•	•	•
Passenger airbag deactivation switch (in glove box)	•	•	•	•	•	•
Cruise control with speed governor: steering wheel mounted	•	•	•			
Advanced adaptive Stop / Go cruise control with speed governor				•	•	•
Active Lane Keep Assist	•	•	•			
Lane Positioning Assist				•	•	•
Ultrasonic side blind spot alert	•		•		•	•
Enhanced traffic sign recognition	•	•	•	•	•	•
Driver attention alert system	•	•	•	•	•	•

YOUR NEW GRANDLAND IN DETAIL: SAFETY & SECURITY

SAFETY / SECURITY FEATURES	ICE			PHEV FWD 225hp		PHEV AWD 300hp
	SC	SRI	ELITE	SRI	ELITE	ELITE
Remote central locking: two folding keys
Keyless start		
Keyless entry & start			.		.	.
Hill start assist with electric parking brake
Child seat fixings rear seats and front passenger seat
Manual child-locking functionality on rear doors
Tyre deflation detection system
Tyre repair kit
Spare wheel provision	.	.	.			
Seat belt reminder (front and rear)
Front and rear seat belt restraint tensioner
Driver, front passenger and rear passenger head restraints

YOUR NEW GRANDLAND IN DETAIL: COMFORT & CONVENIENCE

COMFORT & CONVENIENCE	ICE			PHEV FWD 225hp		PHEV AWD 300hp
	SC	SRI	ELITE	SRI	ELITE	ELITE
Electric power-assisted steering	•	•	•	•	•	•
Steering colum adjustable for reach / rake	•	•	•	•	•	•
Flat bottomed steering wheel audio / phone / cruise controls	•	•	•	•	•	•
Electronic climate control: automatic dual zone	•	•	•	•	•	•
Electric rear window defogger	•	•	•	•	•	•
Quick heat electric heater (automatic diesel versions only)	•	•	•			
Heated front seats			•		•	•
Heated rear seats			•			
Heated steering wheel			•		•	•
Heated windshield			•			
Ventilated driver and front passenger seat			•		•	•
Acoustic windscreen (noise absorbing)	•	•		•		
Electrically operated front and rear windows	•	•	•	•	•	•

YOUR NEW GRANDLAND IN DETAIL: COMFORT & CONVENIENCE

COMFORT & CONVENIENCE	ICE			PHEV FWD 225hp		PHEV AWD 300hp
	SC	SRI	ELITE	SRI	ELITE	ELITE
Electrically adjustable, power folding, heated door mirrors	•	•	•	•	•	•
Driver and front passenger comfort seats	•					
Driver and front passenger dynamic seats		•	•	•	•	•
Manual 4-way drivers seat adjustment: fore/aft with reclining seat back	•					
Manual 6-way AGR driver seat adjustment: fore/aft, up/down with reclining seat back		•		•		
Electrically adjustable driver and front passenger seats			•		•	•
Electrically adjustable (4-way) driver seat lumbar support		•	•	•	•	•
Manually adjustable driver seat cushion extension		•	•	•	•	•
Manual front passenger seat 4-way adjustment: fore/aft with reclining seat back	•	•		•		
Manual 6-way AGR front passenger seat adjustment: fore/aft, up/down with reclining seat back			•		•	•
Electrically adjustable (4-way) passenger seat lumbar support			•		•	•
Manually adjustable passenger seat cushion extension			•		•	•
Cup holders: front	•	•	•	•	•	•

YOUR NEW GRANDLAND IN DETAIL: INTERIOR FEATURES

INTERIOR FEATURES	ICE			PHEV FWD 225hp		PHEV AWD 300hp
	SC	SRI	ELITE	SRI	ELITE	ELITE
Driver and front passenger illuminated sunvisors with vanity mirror	•	•	•	•	•	•
Uplevel middle console: front center armrest with hidden storage, 2 cupholders front	•	•	•	•	•	•
Driver and passenger seat back pockets		•	•	•	•	•
60/40 split folding rear seat back	•	•	•	•	•	•
Split back folding rear seats with centre armrest			•	•	•	•
Jet black Berson cloth seat trim	•					
Jet black Harlekin cloth / vinyl seat trim		•		•		
Jet black leather seat trim			•		•	•
Opel Door sill plate cover		•		•		
Alloy sporty pedals (petrol automatic only)		•		•		
Luggage compartment cover	•	•	•	•	•	•
Illuminated load compartment	•	•	•	•	•	•

YOUR NEW GRANDLAND IN DETAIL: IN-CAR TECHNOLOGY

IN-CAR TECHNOLOGY & ENTERTAINMENT FEATURES	ICE			PHEV FWD 225hp		PHEV AWD 300hp
	SC	SRI	ELITE	SRI	ELITE	ELITE
Trip computer	•	•	•	•	•	•
Speedometer and rev counter	•	•	•	•	•	•
AM / FM / DAB digital radio	•	•	•	•	•	•
7" colour touchscreen with Apple Car Play™ / Android Auto™	•					
10" colour touchscreen + navigation + Apple Car Play™ / Android Auto™		•	•	•	•	•
7" digital driver information cluster: multi-colour	•					
12" digital driver information cluster: multi-colour		•	•	•	•	•
Opel Connect				•	•	•
Bluetooth® audio streaming	•	•	•	•	•	•
USB audio connection: frt console	•	•	•	•	•	•
USB audio connection: frt console + 2nd row		•	•	•	•	•
Wireless charger		•	•	•	•	•
230V power outlet pack: 12V plug in trunk / 230V plug in 2nd row	•	•	•	•	•	•
Six speakers	•	•	•	•	•	•

YOUR NEW GRANDLAND IN DETAIL: EXTERIOR STYLING

EXTERIOR STYLING FEATURES	ICE			PHEV FWD 225hp		PHEV AWD 300hp
	SC	SRI	ELITE	SRI	ELITE	ELITE
Body colour door handles	•	•	•	•	•	•
Black side window mouldings	•	•		•		
Chrome side window mouldings			•		•	•
Black Pack: black side window mouldings / high gloss black Opel logo / high gloss black Grandland badge		•		•		
Two-tone black roof + black mirror caps		•	•	•	•	•
High gloss black roof rails		•	•	•	•	•
17" Calbra alloy wheels	•					
18" Manta alloy wheels		•		•		
19" Ironman alloy wheels			•		•	•
Hands-free electric tailgate			•		•	•
Short rod roof antenna	•					
Shark fin antenna		•	•	•	•	•

YOUR NEW GRANDLAND IN DETAIL: LIGHTING & VISIBILITY

LIGHTING & VISIBILITY	ICE			PHEV FWD 225hp		PHEV AWD 300hp
	SC	SRI	ELITE	SRI	ELITE	ELITE
Full LED Pixel Matrix AFL front headlamps with automatic High Beam Assist	•	•	•	•	•	•
Automatic headlamp control	•	•	•	•	•	•
LED rear tail lamp	•	•	•	•	•	•
Front fog lights	•	•	•	•	•	•
High level brake light	•	•	•	•	•	•
Solar absorbing windows	•					
Privacy tinted windows		•	•	•	•	•
Rear lamp with reading spots	•	•	•	•	•	•
Interior ambient LED lighting: centre console and front doors	•	•	•	•	•	•
Rain-sensitive windscreen wipers	•	•	•	•	•	•
Electrochrome anti-dazzle rear view mirror	•	•	•	•	•	•
Electrochrome anti-dazzle rear view mirror with LED Spot				•	•	•
Front and rear parking distance sensors	•	•	•	•	•	•
Front, front lateral and rear parking distance sensors	•		•		•	•
Rear view camera	•	•	•	•	•	•

CHOOSE YOUR TRIM*



Jet black fabric seat trim inserts with black fabric side bolsters



Jet black fabric seat trim inserts with black premium leather-effect side bolsters



Jet black leather seat trim inserts with black leather side bolsters

INTERIOR STYLING	ICE			PHEV	
	SC	SRI	ELITE	SRI	ELITE
Jet black fabric seat trim inserts with black fabric side bolsters	•				
Jet black fabric seat trim inserts with black premium leather-effect side bolsters		•		•	
Jet black perforated leather seat trim inserts with black Siena leather side bolsters			•		•

E&OE July 2022. *Images shown for illustration purposes only and may include optional extras.

CHOOSE YOUR EXTERIOR COLOUR*

White Jade*
Brilliant paint



Quartz Grey*
2-coat metallic paint



Diamond Black*
2-coat metallic paint






Dark Ruby Red*
Two-coat premium metallic paint



Vertigo Blue*
Two-coat premium metallic paint



CHOOSE YOUR WHEELS AND TYRES*

WHEELS & TYRES		ICE			PHEV	
		SC	SRI	ELITE	SRI	ELITE
	<p>17-inch silver-effect 5-twin-spoke alloy wheels 215/65 R 17 tyres Emergency tyre inflation kit (in lieu of spare wheel)</p>	•				
	<p>18-inch high gloss black 5-twin-spoke alloy wheels 225/55 R 18 tyres Emergency tyre inflation kit (in lieu of spare wheel)</p>		•		•	
	<p>19-inch bi-colour diamond cut multi-spoke alloy wheels 205/55 R 19 tyres Emergency tyre inflation kit (in lieu of spare wheel)</p>			•		•

Spare wheel kit available as aftermarket optional extra. Please consult your local Opel Dealer.

ENGINES: PERFORMANCE, FUEL ECONOMY AND EMISSIONS

PETROL / DIESEL ICE ENGINES

	1.2 130BHP TURBO START STOP	1.2 130BHP TURBO START STOP	1.5 130BHP TURBO START STOP
Capacity	1199cc	1199cc	1499cc
Maximum power	130bhp (96kW) @ 5500rpm	130bhp (96kW) @ 5500rpm	130bhp (96kW) @ 3750rpm
Maximum torque	230Nm (169 lb.ft.) @ 1750rpm	230Nm (169 lb.ft.) @ 1750rpm	300Nm (221 lb.ft.) @ 1750rpm
Configuration	3 cylinders, 4 valves per cylinder, double overhead camshafts	3 cylinders, 4 valves per cylinder, double overhead camshafts	4 cylinders, 4 valves per cylinder, double overhead camshafts
Transmission	6-speed manual	8-speed automatic	8-speed automatic
Fuel / induction system	Turbo charger, Variable Valve Timing. Common Rail direct fuel injection	Turbo charger, Variable Valve Timing. Common Rail direct fuel injection	Turbocharger with intercooler Common direct fuel injection
Fuel tank capacity	53 litres	53 litres	53 litres (17 litres AdBlue)
Emission compliance	EURO 6d	EURO 6d	EURO 6d
Service interval	25,000km or 1-year (whichever occurs soonest)	25,000km or 1-year (whichever occurs soonest)	30,000km or 1-year (whichever occurs soonest)
Steering	Electric power-assisted steering		
Brakes and discs	<ul style="list-style-type: none"> • Anti-lock Braking System (ABS) • Electronic Brake Force Distribution (EBFD) • Cornering Stability Control • Switchable Electronic Stability Programme • Hill Start Assist • Hydraulic Brake Assist 		
	Front ventilated discs: 304mm diameter		
	Rear discs: 268mm diameter		
Maximum speed (km/hr)	188	196	191
Acceleration (0 - 100km/hr)	10.4	10.3	12.3
Fuel economy (litres/100km)* Combined low	6.3	6.5	5.3
Fuel economy (litres/100km)* Combined high	6.2	6.4	5.2
CO2 emissions (g/km)* Combined low	140	146	136
CO2 emissions (g/km)* Combined high	142	148	138
Gross vehicle weight (KG)	1930	1955	2000

E&OE July 2022. *Fuel consumption figures are determined according to the WLTP test cycle. The fuel consumption you achieve under real life driving conditions and CO2 produced will depend upon a number of factors, including the accessories fitted after registration, variations in driving styles, weather conditions and vehicle load. Only compare fuel consumption and CO2 with other vehicles tested using the same technical procedures. For more information contact your local Opel Dealer.

PHEV: PERFORMANCE, FUEL ECONOMY AND EMISSIONS

PLUG-IN PETROL ELECTRIC HYBRID PHEV

Electric and then some... The Opel Grandland plug-in petrol hybrid sports an internal combustion engine, combined with an electrical battery to offer the best of all worlds. A zero-emissions vehicle, when needed, it combines power from the petrol engine for maximum performance. An 8-speed electrified automatic transmission system offers smooth transition between gears.

PETROL ENGINE	1.6 225BHP TURBO START STOP
Maximum power	180bhp (133kW) @ 6000rpm
Combined power output	225hp (165kW)
Maximum torque	300 Nm (221 lb ft) @3000 rpm
Combined torque	360 Nm (265 lb ft)
Combined CO2 emissions WLTP	31g/km
Combined fuel economy WLTP	1.5 litres / 100km
Maximum speed petrol / electric	225kph / 135 kph
Acceleration (0 - 100km/hr)	8.9 secs
Configuration	4 cylinders, 4 valves per cylinder, double overhead camshafts
Fuel induction system	Turbo charger, Variable Valve Timing. Common Rail direct fuel injection
Emission compliance	Euro 6d
Electric Motor	FWD
Maximum power	110bhp (81.2kW) @ 2500rpm
Maximum torque	320Nm (236 lb.ft.) @ 500 - 2500rpm
Battery	FWD
Battery capacity	13.2k Wh
AC on-board charger speed	3.3kW
Equivalent electric-only range - EAER WLTP high	60km
Energy consumption WLTP combined	16.1k Wh / 100km
Battery warranty	8 years / 160,000km / 70% capacity

E&OE March 2022. *Fuel consumption figures are determined according to the WLTP test cycle. The fuel consumption you achieve under real life driving conditions and CO2 produced will depend upon a number of factors, including the accessories fitted after registration, variations in driving styles, weather conditions and vehicle load. Only compare fuel consumption and CO2 with other vehicles tested using the same technical procedures. For more information contact your local Opel Dealer.

PLUG-IN PETROL ELECTRIC HYBRID TECHNICAL SPECIFICATIONS

Electrified Transmission

The 8-speed electrified transmission system is standard and offers a smooth transition between gears. The 8-speed electrified gearbox includes the following content:

- Multi-disc wet clutch replaces removed torque converter.
- Permanent electric motor that transforms electric energy into mechanical drive energy.
- Electric motor installed into the gearbox and petrol engine.
- Comes with intuitive and stylish Automatic gearbox with electric shifter with shift paddles.

Drive Mode Selector

The Drive Mode selector is positioned next to the automatic gearbox with electric shifter and enables drivers to select one of the following:

- Hybrid is the default mode and offers the best of both worlds between controlled fuel consumption and on-road performance.
- Sport Mode, draws on the combined power of the engine and motor for a more dynamic drive.
- Electric activates the electric engine only, for zero CO2 emissions and complete silence.

Charging

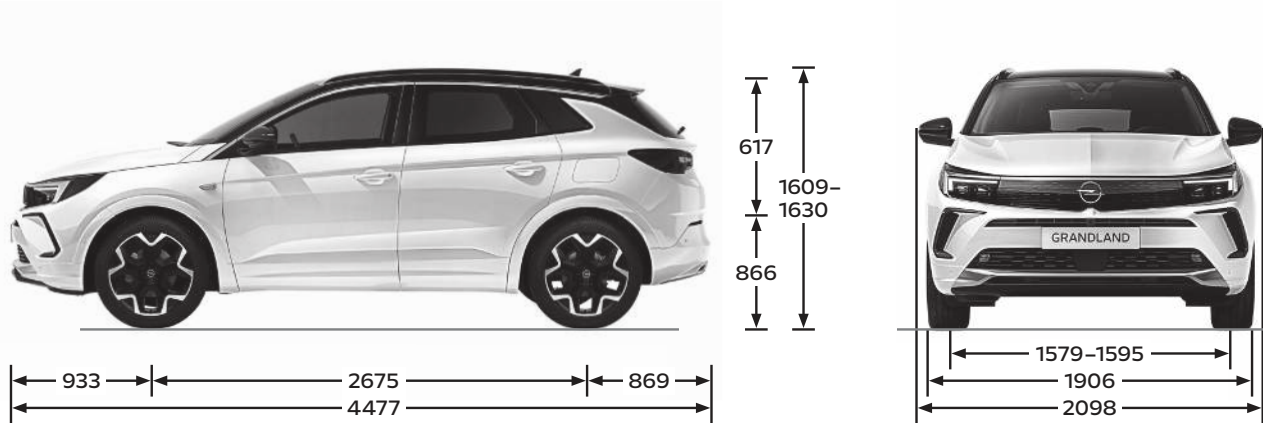
Grandland Plug-in HYBRID-e range comes with a 3.3kW on-board charger as standard.

The charging flap's Padlock LED lights up when the cable is correctly plugged in and locked and then acts as a user interface to show the charging status via coloured LED lights.



CHARGING	SOCKET	CHARGING TIME (0 - 100%)
AC current - domestic 3 pin socket (2.3kW)	Type 2	5h 45m
AC current - domestic Wallbox or public charger (3.6kW)	Type 2	3h 30m
AC current - domestic wallbox or public charger (7kW)	Type 2	1h 45m

DIMENSIONS AND CAPACITIES



INTERIOR LOADSPACE DIMENSIONS mm	ICE / PHEV
Maximum length behind rear seats	873 / 873
Maximum length rear seats folded	1696 / 1696
Maximum width	1053 / 1053
Maximum height	987 / 987
LUGGAGE COMPARTMENT lts	ICE / PHEV
Rear seats up (under luggage compartment cover)	514 / 390
Rear seats folded (to roof)	1652 / 1528





O P E L